
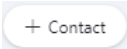



Adding a New Contact on Skype

PC and App Versions

- You will need the person's name and their Skype name to search for them on Skype.

- Click on '**Contacts**'  (located at the top on the PC, and at the bottom on a app).

- Click on add '**Contact**'  on the PC and on the app tap on this icon 


- Type their name in the search box, where it says '**Find People**'.


- Lots of options will appear. Under each name will be a Skype name for each person.


- Match the name and the Skype name provided.


- Click on '**Add**' next to where the name and Skype name match the information provided by the relative.

MORE PEOPLE

Name  **Calway House Daycare**

 4 mutual connections

Skype Name  **live:calway.daycare**

 Taunton, Great Britain

